








Class/Classic

Libere 3
Risultati

Document 3

Rnk	No.	Driver	Nat	Sector 1	Sector 2	Sector 3	Time	Gap	Interv.	Laps	Class	Team
1	1.	Buonomo Gaerber Roy		30.930	16.638	23.280	1:10.848			7	Open monoposto	CORBETTA RACING
2	38	Di Modugno Roberto		34.414	18.424	24.610	1:17.448	6.600	6.600	12	F.Junior	DIMORACINGTEAM
3	77	Pavoni Nicolò		34.383	18.492	24.779	1:17.654	6.806	0.206	13	F.Junior	ASD SARCHIO RACING
4	33	Giorgi Gianluca		34.343	18.789	24.857	1:17.989	7.141	0.335	11	F.Superjunior	BORBOTTA RACING
5	11	Giretti Arduino		34.685	18.712	24.994	1:18.391	7.543	0.402	11	F.Junior	TEAM COVIR AUTOFFICI
6	44	Tocci Lorenzo		36.072	19.130	24.968	1:20.170	9.322	1.779	6	F.Junior	BORBOTTA RACING
7	4	Ghetti Davide		36.577	19.595	26.418	1:22.590	11.742	2.420	12	F.Junior	MAKY IMOLAMOTOSPOR

Start Time : 10/10 - 12:45:39

Best lap : No.1. Buonomo Gaerber Roy 1:10.848 127.39 kph

Weather : Slightly cloudy Air : 21°C Track : Dry

Autodromo Varano (ITA) 10-11/10/2020

Page 1 / 1

LSTiming

Apex Timing 

Class/Classic

Libere 3 Best Sectors Analysis

For information purposes. No official / regulatory value

S1			S2			S3			Ideal Lap Times						
Rnk	No.	Time	Rnk	No.	Time	Rnk	No.	Time	Rnk	No.	Driver	Nat	Ideal Lap	Best Lap	Diff.
1	1.	30.930	1	1.	16.638	1	1.	23.214	1	1.	Buonomo Gaerber Roy	ITA	1:10.782	1:10.848	0.066
2	38	34.099	2	77	18.389	2	38	24.610	2	38	Di Modugno Roberto	ITA	1:17.133	1:17.448	0.315
3	33	34.343	3	33	18.414	3	11	24.710	3	77	Pavoni Nicolò	ITA	1:17.521	1:17.654	0.133
4	77	34.354	4	38	18.424	4	77	24.778	4	33	Giorgi Gianluca	ITA	1:17.614	1:17.989	0.375
5	11	34.685	5	11	18.580	5	33	24.857	5	11	Giretti Arduino	ITA	1:17.975	1:18.391	0.416
6	44	36.072	6	44	18.914	6	44	24.968	6	44	Tocci Lorenzo	ITA	1:19.954	1:20.170	0.216
7	4	36.332	7	4	19.595	7	4	26.395	7	4	Ghetti Davide	ITA	1:22.322	1:22.590	0.268

Class/Classic

Libere 3 Analysis

For information purposes. No official / regulatory value

Laps	Sector 1	Sector 2	Sector 3	Lap Time
No.1. Buonomo Gaerber Roy				
1		20.153	26.849	1:24.478
2	34.119	18.234	24.132	1:16.485
3	32.153	17.486	24.321	1:13.960
4	31.173	17.183	23.458	1:11.814
5	31.725	16.807	23.214	1:11.746
6	30.930	16.638	23.280	1:10.848
7	31.275	17.354	23.316	1:11.945
No.4 Ghetti Davide				
1		24.183	30.082	1:38.156
2	41.543	20.775	27.283	1:29.601
3	40.732	20.903	26.713	1:28.348
4	38.180	20.268	26.960	1:25.408
5	36.874	20.066	26.515	1:23.455
6	37.270	19.873	26.822	1:23.965
7	OUT			3:02.271
8	2:04.234	20.424	27.026	1:31.397
9	36.577	19.595	26.418	1:22.590
10	1:09.470	24.597	28.174	2:02.241
11	37.049	19.759	26.395	1:23.203
12	36.332	20.671	26.512	1:23.515
No.11 Giretti Arduino				
1	38.210	20.258	26.855	1:25.323
2	36.317	18.881	24.776	1:19.974
3	OUT			3:20.312
4	2:22.864	18.801	25.213	1:20.174
5	35.352	18.641	24.710	1:18.703
6	34.745	18.580	26.215	1:19.540
7	35.407	18.942	24.785	1:19.134
8	34.736	18.722	25.098	1:18.556
9	OUT			2:32.687
10	1:41.388	21.197	26.258	1:25.263
11	34.685	18.712	24.994	1:18.391
No.33 Giorgi Gianluca				
1		25.251	29.486	1:44.060
2	37.939	19.884	25.652	1:23.475
3	37.243	19.024	25.187	1:21.454
4	34.897	19.030	24.923	1:18.850
5	OUT			3:09.310
6	2:15.433	19.272	24.887	1:18.519
7	35.525	18.414	24.883	1:18.822
8	34.343	18.789	24.857	1:17.989
9	34.523	18.513	25.032	1:18.068
10	OUT			3:14.217
11	2:31.249	19.888	24.990	1:26.979
No.38 Di Modugno Roberto				
1		22.860	27.803	1:30.862
2	36.840	19.480	25.220	1:21.540
3	35.107	18.451	24.927	1:18.485

Laps	Sector 1	Sector 2	Sector 3	Lap Time
4	OUT			3:25.923
5	2:31.114	18.991	24.955	1:19.582
6	35.134	18.543	24.882	1:18.559
7	34.559	18.425	24.961	1:17.945
8	34.443	18.465	24.977	1:17.885
9	34.507	18.465	24.712	1:17.684
10	34.414	18.424	24.610	1:17.448
11	34.099	19.232	25.626	1:18.957
12	34.307	18.480	24.878	1:17.665
No.44 Tocci Lorenzo				
1		23.321	28.375	1:35.337
2	36.264	19.315	26.176	1:21.755
3	37.916	19.062	25.195	1:22.173
4	36.170	18.914	27.129	1:22.213
5	36.072	19.130	24.968	1:20.170
6	OUT			3:30.078
No.77 Pavoni Nicolò				
1		22.421	26.998	1:32.443
2	36.362	20.087	25.340	1:21.789
3	1:02.550	19.243	24.949	1:46.742
4	34.958	18.803	25.090	1:18.851
5	34.911	19.381	25.045	1:19.337
6	38.007	18.611	24.990	1:21.608
7	53.278	18.843	24.826	1:36.947
8	34.382	18.389	25.052	1:17.823
9	34.354	18.568	25.013	1:17.935
10	OUT			2:24.441
11	1:39.978	19.264	25.250	1:28.612
12	34.784	18.450	24.778	1:18.012
13	34.383	18.492	24.779	1:17.654